


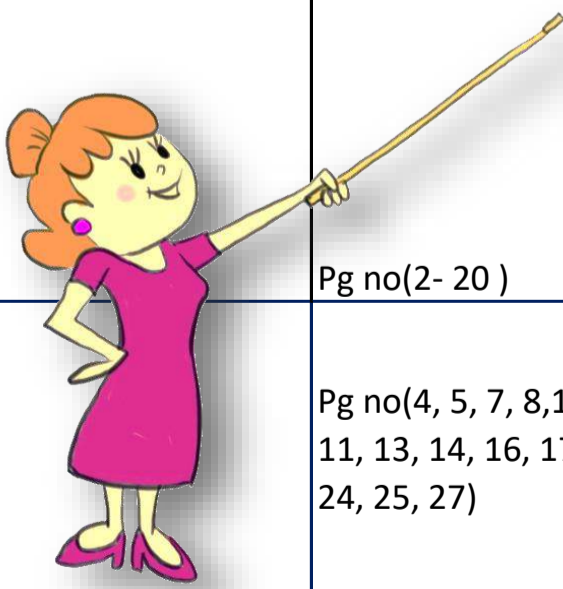








ST. THOMAS' SCHOOL, SHASTRIPURAM, AGRA










SYLLABUS OF CLASS-UKG 2024-2025



SUBJECT	UT-1	HALF YEARLY		UT-2	ANNUAL		
	TOPICS	TOPICS	PROJECT	TOPICS	TOPICS	PROJECT	
ENGLISH WRITTEN (ENGLISH PRIMER)	<ul style="list-style-type: none"> Vowel Sounds (Pg 5-13) (A, E, I) Use of A / An (Pg 21 & 22) 	<ul style="list-style-type: none"> Vowel Sounds(Pg 14-20) (o, u) Use of This/That (Pg 24) Use of These (Pg 25) Use of Those (Pg 26) Use of This / Those (Pg 27) 	Plant a sapling at your home during summer break, give it a name, water it daily, take care of it and submit it after summer break. Also share your experience of having a new green friend. 	<ul style="list-style-type: none"> Use of 'And' (Pg 33 -34) Use of 'I ,You , My , Your (Pg 35 & 36) Use of 'We' and 'They' (Pg 37 & 38) 	<ul style="list-style-type: none"> Use of He , His , She , Her (Pg 39 & 40) Use of Yes (Pg 41) Use of No (Pg 42 & 43) What is This / That (Pg 44) Action Words (Pg 45 & 46) Opposite Words (47 & 48) Use of Has / Have (Pg 49 & 50) Days of the Week (Pg 51) A Year (Pg 52 & 53) Five lines on ' My Pet ' 	Prepare 3 finger puppets <ol style="list-style-type: none"> Animals and Birds (roll no- 1-20) Opposites (roll no- 21-30) Days of the Week (roll no- 31-40) Months of the Year (roll no- 41-50) 	
	ENGLISH (ORAL)		<ul style="list-style-type: none"> Gender Five Fruit Five Vegetables name Five Flowers name Five lines on the topic "Myself" 		<ul style="list-style-type: none"> Months of the Year(with spelling) Days of the Week Five lines on the topic "My School" 		
	ENGLISH RHYMES (All For Kids Rhymes)		Pg no(2- 20)				Pg no(22-40)
	ENGLISH READING (BUNNY ENGLISH PRIMER)		Pg no(4, 5, 7, 8,10, 11, 13, 14, 16, 17, 19, 24, 25, 27)				Pg no(33, 35, 37, 39, 41, 42, 44, 45, 49, 52, 54)
	ENGLISH ACTIVITY BOOK(ENGLISH WORK)		Pg no(1-49, 80-96, 160-164)				Pg no(50-55, 58-68, 98-103, 122-130, 137, 138, 143-146)

SUBJECT	UT-1	HALF YEARLY		UT-2	ANNUAL		
-	TOPICS	TOPICS	PROJECT	TOPICS	TOPICS	PROJECT	
MATHS WRITTEN MATHS-C	<ul style="list-style-type: none"> Revision Numbers (1- 100) (Pg-16,24,30,31,35, 36,37) Numbers (101-200) Table of (2,3) (Pg 62) Numbers name (1-20) (Pg 19,26) 	Table of (4,5,6) (Pg 63) <ul style="list-style-type: none"> Numbers name (21-50) Shapes (2D & 3D) (Pg 12-15) Reverse counting (50-1) (Pg 18) What comes before, after and between (1-50) (Pg 22) Addition (Single digit) (Pg 40-45) Subtraction (Single digit) (Pg 48-53) Put the sign(<,>=) (1-50) Ascending and Descending order (1-50) (Pg 38,39) 	Prepare one craft item with the help of 2D and (Roll No. 1-50) 	<ul style="list-style-type: none"> Table of (7,8,9) (51-70) Roman Numerals (1-20) Time 	<ul style="list-style-type: none"> Table of (10,11,12) Mixed Tables(212) Numbers name (71-100) Ordinal numbers (1-10) Reverse counting (100-51) Addition (Double digit) (Pg 46,47) Subtraction (Double digit) (Pg 54-57) Multiplication (Single digit) (Pg 58-61) What comes before, after and between (51-100) (Pg 52) Put the sign (<,>=) 	Prepare a clock using waste materials. (Roll No. 1-50) 	
	MATHS ORAL		Tables (2-6) Numbers name (1-50) Shapes (2D & 3D) Reverse counting (50-1)			Tables (2-12) Numbers name (51-100) Ordinal numbers (1-10) Reverse counting (100-50)	
	MATHS ACTIVITY BOOK (NUMBER WORK)		Pg no(8-87)			Pg no(88-195)	
	CRAFT (HELLO ART)		Fish (Cotton bud impressions) Page no.- 32			Tomato (Paper tearing and pasting)Page no.-33	
	ART (HELLO ART)		Page no.- 3 – 18			Page no. – 19 – 29, 32 - 38	
	DRAWING (ART GALLERY)		Fun with numbers, Fish, 2-D Shapes, Umbrella			3-D Shapes, Butterfly, Rangoli, Santa Claus' Face,	
VALUE EDUCATION		Prayer Before Class, Prayer After Class Q.1-Q.10			Prayer before Meal , Learn any short story with a moral Q.1-Q.5 		

SUBJECT	UT-1	HALF YEARLY		UT-2	ANNUAL	
	TOPICS	TOPICS	PROJECT	TOPICS	TOPICS	PROJECT
HINDI WRITTEN (SWAR SARGAM)	<ul style="list-style-type: none"> 'अ' बिना मात्रा के शब्द (Pg 4, 5) (ा) आ की मात्रा (Pg 6, 7, 8) इ की मात्रा (Pg 9, 10, 11) ई की मात्रा (Pg 12, 13, 14) 	<ul style="list-style-type: none"> उ की मात्रा (Pg 15, 16, 17) ऊ की मात्रा (Pg 18, 19, 20) ऋ की मात्रा (Pg 21, 22) ए की मात्रा (Pg 23, 24, 25) ऐ की मात्रा (Pg 26, 27, 28) 	<p>Choose your favourite topic from the given one and prepare 5-6 lines on the same for oral presentation after Summer Break:</p> <ul style="list-style-type: none"> मेरा विद्यालय नानी घर की सैर गर्मी की छुट्टियां 	<ul style="list-style-type: none"> ओ की मात्रा (Pg 29, 30, 31) औ की मात्रा (Pg 32, 33, 34) 'अनुस्वार' की मात्रा (Pg 35, 36) रेफ की मात्रा (Pg 41-42) 	<ul style="list-style-type: none"> 'अनुनासिक' की मात्रा (Pg 37, 38) विसर्ग (:) की मात्रा (Pg 39, 40) पदेन की मात्रा (Pg 43, 44) आधे व्यंजन का प्रयोग (Pg 45, 46) 	<p>Learn a poem (in hindi) outside from your course book and write it on a cloured A-4 size sheet.</p> 
	HINDI ORAL		<ul style="list-style-type: none"> Ginti (1-10) saptah ke naam Mera Parichay 			<ul style="list-style-type: none"> Mahino ke naam Mera School
HINDI RHYMES (BALGEET)		Pg no(2-17)			Pg no(18-32)	
HINDI READING (SWAR SARGAM)		Pg no(4,7, 10, 13, 16, 19, 22, 24, 27)			Pg no(30, 33, 35, 37, 39, 41, 43, 45)	
HINDI SULEKH(HINDI SULEKH-C)	Pg no(2-7)	Pg no(8-15)		Pg no(16-23)	Pg no(24-32)	
ENGLISH WRITING (BUNNY JOY OF CURSIVE WRITING)	Pg no(2-8)	Pg no(9-16)		Pg no(17-24)	Pg no(25-32)	
EVS (BEGIN WITH ENVIRONMENTAL STUDIES)		Unit 1& 2 (Pg no-6 to pg no-38) Project-I (pg no. 74) Assignment-I (pg no. 76-80)			<ul style="list-style-type: none"> Unit 3 & 4 (Pg no-40 to pg no-73) Project-II (pg no. 75) Assignment-II (pg no. 81-86) 	

SUBJECT	UT-1	HALF YEARLY		UT-2	ANNUAL	
-	TOPICS	TOPICS	PROJECT	TOPICS	TOPICS	PROJECT
ENGLISH CONVERSATION(INTRODUCTORY)		L- 1: My Self L-2: My School L-3 : Good Habits L-4 : Colours L-5 : Parts of the Body L-21 :People Who Help Us			L- 23 : Directions L- 33 : Safety L- 34 : Some Common Questions L- 35 : Things to Remember L- 36 : Use of Things L- 38 : Time	
GENERAL KNOWLEDGE (BUNNY ENGLISH CONVERSATION)		L- 6 : Days of the Week L- 7 : Months of the Year L-8 : Pet Animals L- 9 : Animals L-10 : Birds L-11 : Insects L -12: Flowers L- 13 :Fruits & Vegetables L- 14 : The Food We Eat L- 15 : Food of Animals L- 16 : Homes of Animal			- 17 : Young ones of Animals L – 18 : Cries of Animals L- 19 : Walks of Animals L- 20 : Some Common Opposites L- 26 : Our Houses L- 28 : General Questions L-29 : Uses of Water L- 30 : Fire L-31: Games L- 32 : Shapes L- 37 : What are they made of	
VALUE EDUCATION(ORAL- QUESTION/ANSWERS)		Q1. Who is the Father of all? Ans. God is the father of all. Q2.Where is God? Ans. God is everywhere Q3. Why should we thank God? Ans. We should thank God for everything. Q4. What are the three magical word Ans. The three magical words are sorry, please and thank you. Q5. What is sharing? Ans. Sharing is caring. Q6. How do good childern speak? Ans. They always speak good words. Q7. What should good childern not do? Ans. They should not tell a lie. Q8.Should we waste food? Ans. No, we should not waste food.			Q1. How should we behave with our elders? Ans. We should obey and respect our elders. Q2.What should we ask when we see somebody in need? Ans. We should ask - "How can can I help you?" Q3.Where should we throw the waste? Ans. We should throw the waste in the dustbin. Q4. What kind of clothes should we wear? Ans. We should wear neat and clean clothes. Q6. How should we treat the animals? Ans. We should treat them with love and care. Q7.Name any four good habits? Ans. Four good habits are- We should get up early in the morning, brush our teeth Q4.Where is God? Ans. God is everywhere, take a bath daily, and trim your nails.	

SOCIAL ETTIQUETES AND GOOD MANNERS

GOOD MANNERS EVERY CHILD SHOULD LEARN

- * Being kind and helping those in need
 - * Speaking the truth
 - * Listening with patience.
 - * Responding politely and promptly.
 - * Apologizing for mistakes.
 - * Taking care of the elderly.
 - * Refraining from using foul words.
 - * Being grateful for someone's help.
 - * Greeting others with kindness and respect.
 - * Saying "Please" when asking
 - * Saying Thank you" when receiving
 - * Show respect for others and elders
 - * Be polite when someone serves you
 - * Put away technology at mealtimes and conversations.
 - * Open the door for others and greet people with a smile.
 - * Shake hands and make eye contact with greeting someone.
 - * Do not damage someone else's property.
 - * Do not litter your surroundings.
 - * Greet older adults with respect and kind words.
 - * Do not directly point at other
-
- If you are standing in a queue, wait for your turn patiently.
 - Do not scream or shout unnecessarily in public places.
 - Welcome people you know with a smile and a polite "Hello" .
 - Practice saying "excuse me" or "sorry" if you bump into someone.
 - Do not run on a busy road.



TABLE MANNERS

TABLE MANNERS FOR KIDS

- Come to the table with clean hands and face.
- Put your napkin on your lap.
- Start eating when everyone else does-or when given the okay to start.
- Stay seated and sit up straight.
- Keep elbows (and other body parts!) off the table while eating.
- Chew with your mouth closed and don't talk until you've swallowed.
- Don't make bad comments about the food.
- Say "Please pass the..." instead of reaching the food item.
- Chat with everyone at the table.
- Don't make rude noises like burping or slurping.
- Ask to be excused when finished.
- Thank your host or whoever prepared the meal.
- Offer to help clear the table.
- USE PLEASE AND THANK YOU.
- TAKE JUST RIGHT SIZE SMALL BITES.
- TAKE UP YOUR DISHES WHEN FINISHED EATING.

